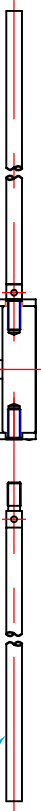


Short Radials

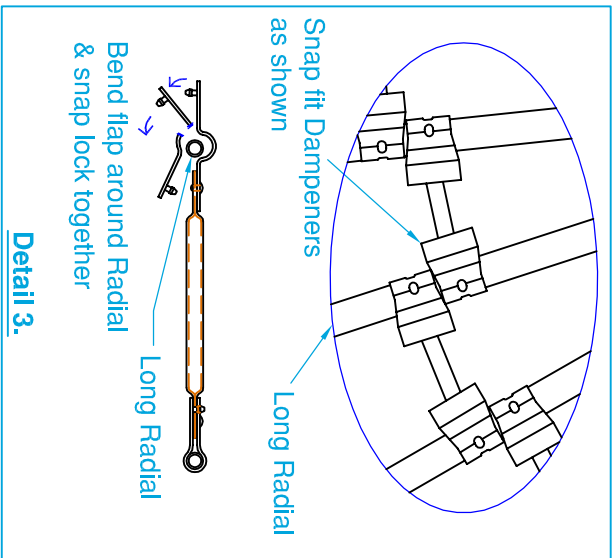
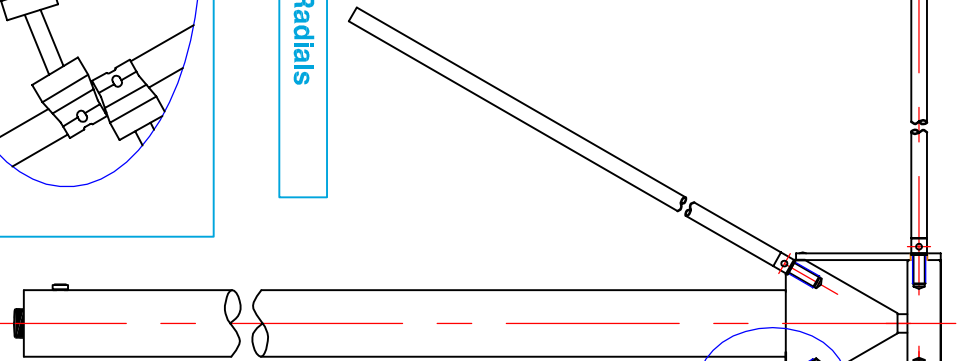


Radial Tube
Set of 12 - Short

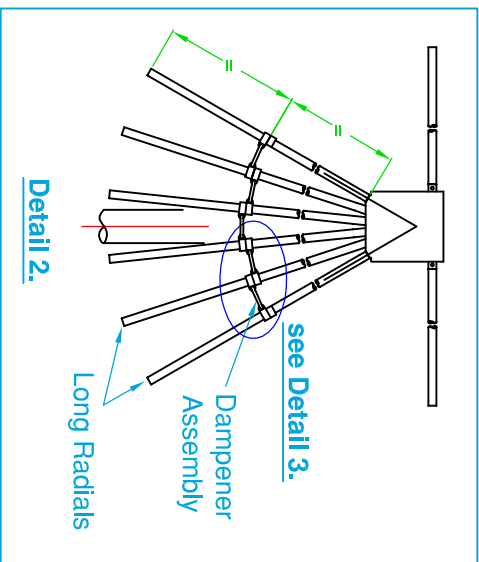
see Detail 1.

Radial Tube
Set of 12 - Long

Long Radials



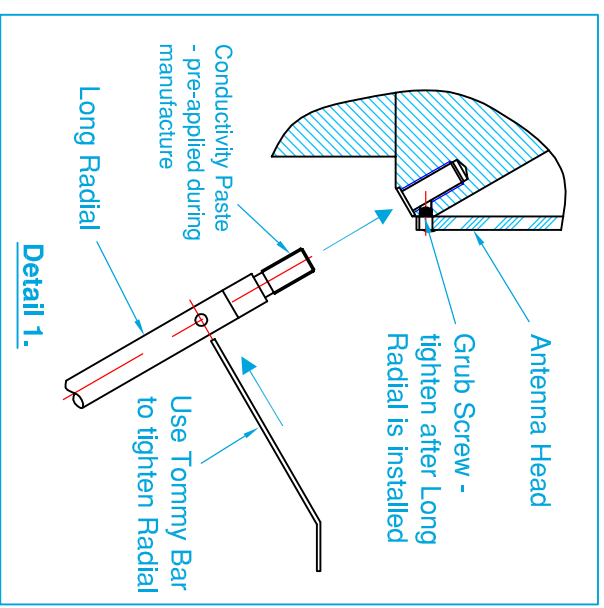
Detail 3.



Detail 2.

Assembly Notes:

1. The Antenna has two sets of 12 x Radial Tubes -
 - Short length - assembled horizontally
 - Long length - assembled at angle
2. The Radial Tube mounting threads have Conductivity Paste pre-applied during manufacture.
3. Screw fit each Radial Tube as shown.
4. Use the supplied Tommy Bar to tighten each Radial into the Antenna Head.
5. Check each Radial is screwed in tight.
6. Use supplied Allen Key and tighten Grub Screws to secure the Long Radials.
7. Snap fit supplied Damperner Assemblies to approx. centre point of Long Radials - see Details 2. & 3.



Detail 1.

B51H-SS & B55H-SS

Assembly Sketch