



ZM21-VHF & ZM24-VHF

Vessel deck or mast mount collinear


Marine radio VHF 156-162 MHz



The ZM21-VHF and ZM24-VHF are designed to cover the full Marine VHF communications band 156 - 162 MHz. The ZM21-VHF is identical in appearance to all the ZM21 series of marine antennas. The ZM24-VHF is identical in appearance to all the ZM24 series of marine antennas.

Mounting hardware, water-proofing, adaptors and other installation accessories are all available separately.

	ZM21-VHF	ZM24-VHF
Construction	White fibreglass radome, chrome mount ferrule and side exit external cable assembly	
Frequency range	156-162 MHz - VHF marine radio	
Bandwidth	Full frequency range stated - 6 MHz	
VSWR	156-158 MHz <1.5:1 - incl Emergency channel 21 & 22 158-162 MHz <2.0:1	
Tuning	Factory	
Gain	2.1 dBi	5.1 dBi
Maximum power	50 Watts	
Impedance	50 Ohms	
Polarisation	Vertical - do not lean/tilt once installed, only during transit	
H Plane	360° omnidirectional	
Cable	4.5 metres MIL-SPEC RG58 low loss, side exit from ferrule	
Connector	UHF male PL259 solder connector - supplied not fitted	
Height	2.1 metres	2.4 metres
Weight	1.0kg	1.1kg
Mounting hardware order separate	MM1 plastic fold-down base or MM2 stainless steel MMA or MMA-SS mast mount adaptor for mast mounting Alternate: A-3050 adaptor and 1270 spring base with 1/2" bolt	
Mounting position recommended	Mount as high on your vessel/structure as possible Example building/vessel roof or vessel deck/handrail	



ZM series chrome mount ferrule with 1-1/4" UNS female thread



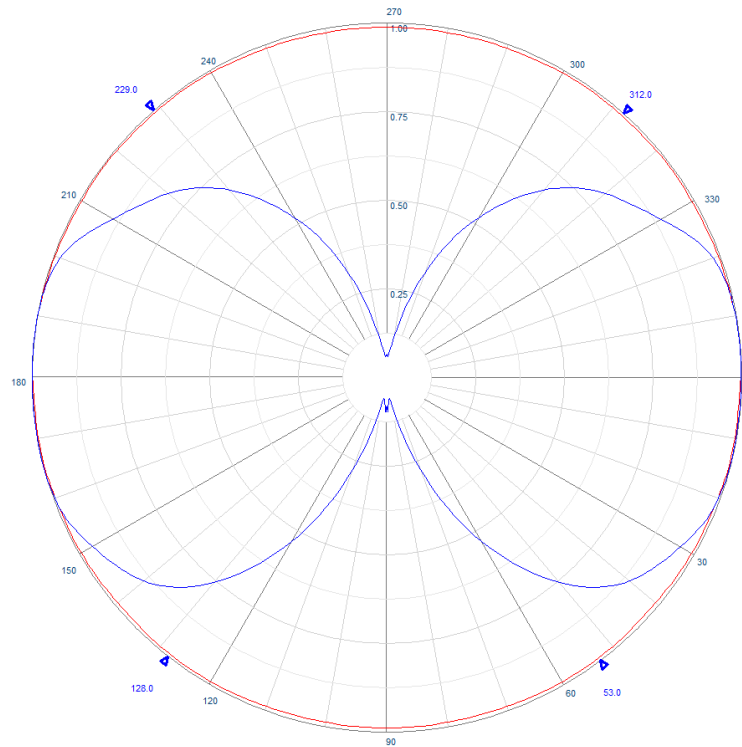
UHF male PL259 connector, solder pin, twist style



ZM21-VHF & ZM24-VHF

Vessel deck or mast mount collinear

Marine radio VHF 156-162 MHz



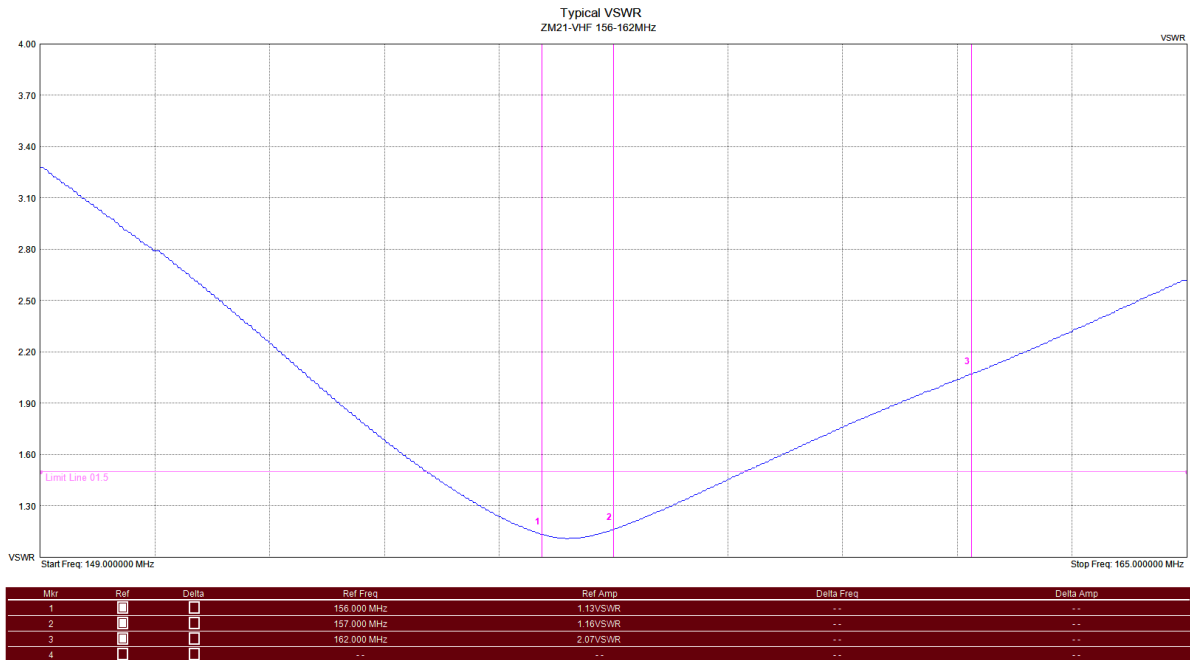
Example radiation pattern - ZM21-VHF



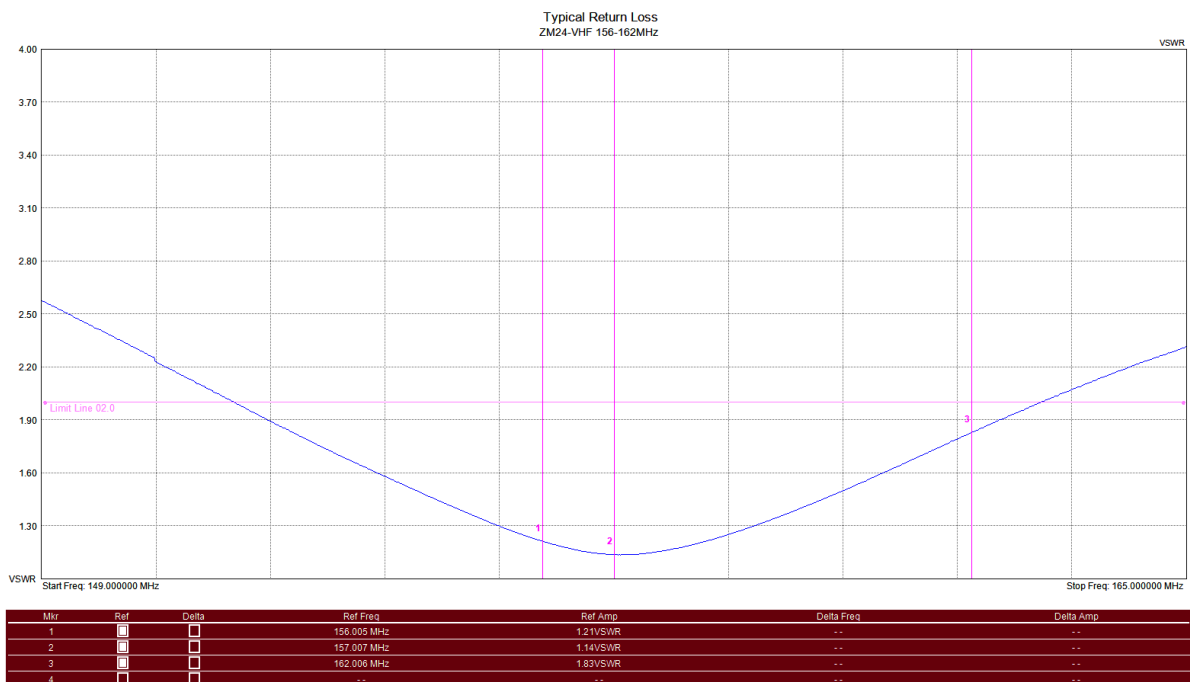
ZM21-VHF & ZM24-VHF

Vessel deck or mast mount collinear

Marine radio VHF 156-162 MHz



Typical VSWR - ZM21-VHF




Typical VSWR - ZM24-VHF

ZM21-VHF & ZM24-VHF

Vessel deck or mast mount collinear


Marine radio VHF 156-162 MHz

Alternate mounting hardware



MM1 toughened white nylon dual axis, ratchet fold down mount

Requires mounting screws/ bolts and mounting hardware for antenna



MM2 316 stainless steel dual axis, ratchet fold down mount

Requires mounting screws/ bolts and mounting hardware for antenna




MMA series - anodised aluminium mast mount adaptor 250-1200mm

Requires mounting hardware EB1-SS or UB2-SS




MMA-SS - 304 stainless steel mast mount adaptor 250mm

Requires mounting hardware EB1-SS or UB2-SS




CFB series - Galvanised steel 'J' hockey stick brackets, 1.1 - 2.1 metres.

Requires mounting screws/ bolts and mounting hardware for antenna




SFB Series - galvanised steel pole extension 0.9-2.0 metres
Roof or overhang mounting

Requires mounting screws/ bolts and mounting hardware for antenna



A-1269 'barrel' spring base + A-3050 mount adaptor

For converting marine antenna to spring base mount or for vehicle mounting




A-1270 'barrel' spring base + A-3050 mount adaptor

For converting marine antenna to spring base mount or for vehicle mounting



EB1-SS - requires 2 304 stainless steel parallel clamp

Boom: 20-40mm capability
Mount pole: 25-45mm capability



UB3-SS
304 stainless steel parallel clamp

Boom: 20-32mm capability
Mount pole: 20-50mm capability



UB2-SS
304 stainless steel right-angle clamp

Boom: 20-50mm capability
Mount pole: 20-50mm capability



RB8
Galvanised steel right-angle clamp

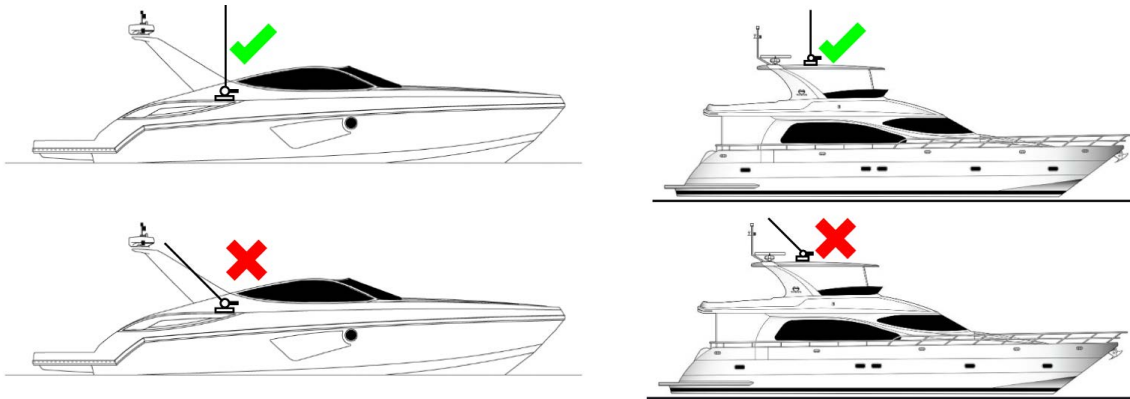
Boom: 20-50mm capability
Mount pole: 20-50mm capability

ZM21-VHF & ZM24-VHF

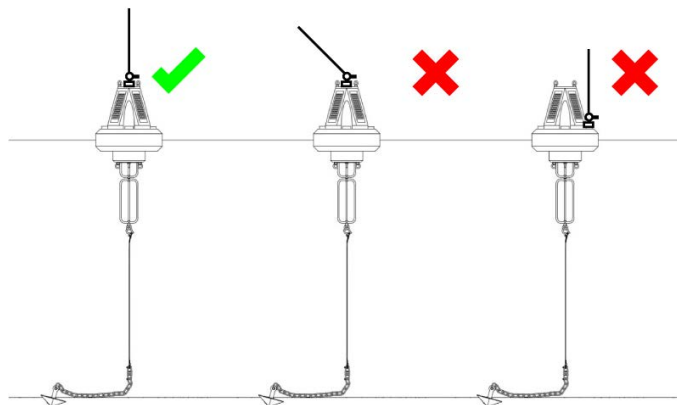
Vessel deck or mast mount collinear

Marine radio VHF 156-162 MHz

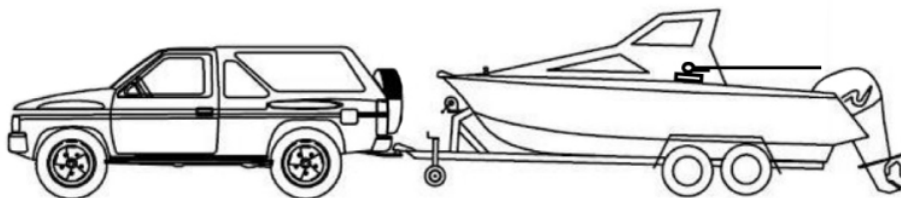
Recommended Installation orientation



Recommended Installation orientation - Buoy location



Recommended transportation orientation



ZCG recommend leaning/tilting the antenna down to parallel to the ground to eliminate any possible contact with overhead obstructions such as trees, overhead powerlines, entrance ways, roller doors or roof beams. Contact with obstructions will cause damage to your antenna or mounting surface.